



(I) (a) STATEMENT SHOWING SHAREHOLDING PATTERN
 Name of the Company : Apple Credit Corporation Limited
 Scrip Code, Name of the Scrip, Class of Security : 511339 Equity Shares
 Quarter ended : 31/03/2015


Category Code	Category of Shareholder	No. of Share holders	Total No. of shares	No. of shares held in Dematerialised Form	Total No. of shareholding as a percentage of Total No. of shares		Shares pledged or otherwise encumbered	
					As a percentage of (A+B)	As a percentage of (A+B+C)	No. of Shares (VIII)	As a percentage of (IX=VIII / IV)
A	SHAREHOLDING OF PROMOTER AND PROMOTER GROUP							
(1)	Indian							
a	Individual/Hindu Undivided Family							
b	Central Government/ State Governments							
c	Bodies Corporate							
d	Financial Institutions / Banks							
e	Any other (Specify)							
	Sub Total A(1)	0	-	0	0.00	0.00	-	0.00
(2)	Foreign							
a	Individual (Non resident individuals / Foreign individuals)							
b	Bodies Corporate							
c	Institutions							
d	Qualified Foreign Investor							
e	Any other (Specify)							
	Sub Total A(2)	0	-	0	0.00	0.00	0.00	0.00
	Total shareholding of Promoter and Promoter Group (A)= (A)(1) +(A)(2)	0	-	0	0.00	0.00	0.00	0.00
B	Public Shareholding							
(1)	Institutions							
a	Mutual Funds/ UTI	2	1,000	-	0.01	0.01		
b	Financial Institutions / Banks	8	4,250,601	300	21.89	21.89		
c	Central Government/ State Governments							
d	Venture capital Funds							
e	Insurance Companies							
f	Foreign Institutional Investors							
g	Foreign Venture Capital Investors							
h	Qualified Foreign Investor							
i	Any other							
	Sub Total B(1)	10	4,251,601	300	21.90	21.90		



(I) (a) STATEMENT SHOWING SHAREHOLDING PATTERN
 Name of the Company: Apple Credit Corporation Limited
 Scrip Code, Name of the Scrip, Class of Security: 511339 Equity Shares
 Quarter ended: 31/03/2015

Category Code	Category of Shareholder	No. of Share holders	Total No. of shares	No. of shares held in Dematerialised Form	Total No. of shareholding as a percentage of Total No. of shares		Shares pledged or otherwise encumbered	
					As a percentage of (A+B)	As a percentage of (A+B+C)	No. of Shares (VIII)	As a percentage of (IX=VIII/IV)
(2)	Non-Institutions							
a	Bodies Corporate	190	3,905,943	3,880,143	20.12	20.12		N.A.
b	Individuals							
(i)	Individual Shareholders holding Nominal Share Capital upto Rs.1 Lakh	30792	5,017,596	2,771,825	25.84	25.84		
(ii)	Individual Shareholders holding Nominal Share Capital in excess of Rs.1 Lakh	31	5,985,577	5,950,077	30.83	30.83		
c	Qualified Foreign Investor							
d	Any other - Clearing Members	14	3,700	3,700	0.02	0.02		
	- Trusts	4	240,100	500	1.24	1.24		
	- NRI	93	12,150	6,200	0.06	0.06		
		31124	15,165,066	12,612,445	78.10	78.10		
	Sub Total B(2)		19,416,667	12,612,745	100.00	100.00		N.A.
	TOTAL (A) + (B)	31134	19,416,667	12,612,745	100.00	100.00		
C	Shares held by Custodians and against which Depository Receipts have been issued							
1	Promoter and Promoter Group							
2	Public							
	Grand Total (A) + (B) + (C)**	31134	19,416,667	12,612,745	100.00	100.00		





(1) (a) STATEMENT SHOWING SHAREHOLDING PATTERN
 Name of the Company : Apple Credit Corporation Limited
 Scrip Code, Name of the Scrip, Class of Security : 511339 Equity Shares
 Quarter ended : 31/03/2015

(1) (b) Statement showing holding of Securities (including shares, warrants, convertible Securities) of persons belonging to the Category "Promoter and Promoter Group"

Sr. No. (I)	Name of the shareholder (II)	Details of Shares held		Encumbered shares (*)			Details of warrants		Details of convertible securities		Total Shares (including underlying full conversion of warrants and Convertible securities) as a % of diluted share capital XII
		Number of Shares (III)	As a % of grand Total (A)+(B)+(C) (IV)	Number (V)	As a percentage (VI) = (V)/(III)*100	As a % of grand total (A)+(B)+(C) of Sub-clause (a) (VII)	Number of Warrants held (VIII)	As a % total number of warrants of the same class (IX)	Number of convertible securities held (VIII)	As a % total number of Convertible securities of the same class (IX)	
1	Nil	0	0.00	Nil	Nil	Nil	0	0	0	0	Nil
	Total	0	0.00	0	0	0	0	0	0	0	0.00
(1) (c) (ii) Statement showing holding of securities (including shares, warrants, convertible Securities) of persons belonging to the Category "Public" and Holding more than 1 % of the total Number of shares											
Sr. No.	Name of the shareholder	Number of shares held	Shares as a percentage of Total No. of shares [i.e. (A)+(B)+(C) indicated in para 1(a) above]	Details of warrants		% w.r.t. total number of convertible securities of the same class	Total Shares (including underlying shares and Convertible securities) as a % of diluted share capital				
				Number of Warrants held	As a % total number of warrants of the same class						
1	INDIAN OVERSEAS BANK	1833334	9.44				9.44				
2	THE KARUR VYSYA BANK LTD THE REPATRIATES CO-OPERATIVE FINANCE & DEVELOPMENT BANK LTD.	1666667	8.58				8.58				
3							3.86				
4	LAKKAVAJALA SESHAI	750000	3.86								
5	SHANTILAL GHEWARHAND JAIN (HUF)	967500	4.98				4.98				
6	SANTOSH GANPAT JOGI	950000	4.89				4.89				
7	CHIVAS TRADING PRIVATE LIMITED	950000	4.89				4.89				
8	JANAK A K T	3800000	19.57				19.57				
9	SURYA NARAYANA JOSYULA	210500	1.08				1.08				
10	NAVINCHANDRA PUNAMCHAND SHAH HUF	950100	4.89				4.89				
11	MAHESH DESAI HUF	333000	1.72				1.72				
12	MAHESH DESAI HUF	333000	1.72				1.72				
13	RAJESH KUMAR KIRITLAL KOITHARI	333000	1.72				1.72				
14	KAJAL DHIRAJLAL AMADAKA	333000	1.72				1.72				
15	SHANTI KANKRAJ LODHA	334666	1.72				1.72				
	Total	13744767	70.79				70.79				

(M) (c) (iii) Statement showing holding of securities (including shares, warrants, convertible securities) of persons (together with PAC) belonging to the Category "Public" and Holding more than 5 % of the total

Sr. No.	Name of the shareholder	Number of shares held	Shares as a percentage of Total No. of shares (i.e. Grand Total (A)+(B)+(C) indicated in statement at para I(a) above)	Details of warrants			Details of convertible securities		Total Shares (including underlying shares assuming full conversion of warrants and Convertible securities) as a % of diluted share capital
				Number of Warrants held	As a % total warrants of the same class	Number of convertible securities held	% w.r.t. total number of Convertible securities of the same class		
1	INDIAN OVERSEAS BANK	1833334	9.44						9.44
2	THE KARUR VYSYA BANK LTD	1666667	8.58						8.58
3	CHIVAS TRADING PRIVATE LIMITED	3800000	19.57						19.57
	Total	7300001	37.59						37.59

(N) (d) Statement showing details of Locked - in shares

Sr. No.	Name of the shareholder	No. of Locked in Shares	Locked - in Shares as a percentage of Total No. of shares (i.e. Grand Total (A)+(B)+(C) indicated in statement at para I(a) above)	Promoter / Promoter Group / Public

(O) (a) Statement showing details of Depository Receipts (DRs)

Sr.No.	Type of Outstanding DR	No. of	No. of shares	Shares underlying outstanding DRs
NOT APPLICABLE				

(O) (b) Statement showing Holding of Depository Receipts (DRs), where underlying shares held by promoter/ promoter

Sr.No.	Name of the DR Holder	Type of	No. of shares	Shares underlying outstanding DRs
NOT APPLICABLE				

(1) (a) STATEMENT SHOWING SHAREHOLDING PATTERN

Name of the Company : Apple Credit Corporation Limited

Scrip Code, Name of the Scrip, Class of Security : 511339 Equity Shares

Quarter ended : 31/03/2015

Partly Paid-up Shares	No. of Partly paid-up Shares	As a % of total No. of partly paid-up Shares	As a % of total No. of Shares of the Company
Held by promoter / promoter group	Not Applicable		
Held by Public			
Total			
Outstanding Convertible Securities	No. of Outstanding securities	As a % of total No. of Outstanding Convertible Securities	As a % of total No. of Shares of the Company, assuming full conversion of the convertible securities
Held by promoter / promoter group	Not Applicable		
Held by Public			
Total			
Warrants	No. of warrants	As a % of total No. of Warrants	As a % of total No. of Shares of the Company, assuming full conversion of Warrants
Held by promoter / promoter group	Not Applicable		
Held by Public			
Total			
Total paid-up capital of the Company, assuming full conversion of warrants and convertible securities	19416667		

